

NAUTILUS

QUICK GUIDE



NAUTILUS

Web Platform

WHAT IS IT?

It is a software for the management and control of PC-based scales (TouchScale and K-Scale families) based on web technology.

Thanks to its access via web browser it is accessible from anywhere with an internet connection, and you can manage the scales of your system remotely, quickly and securely.

CHARACTERISTICS

REMOTE ACCESS

You only need an internet connection and a browser to access the platform.

MULTIPLATFORM

You will be able to manage all the PC scales that are in your panel, whether they are from the TouchScale or K-Scale families.

CLOUD STORAGE

Data storage provided thanks to the cloud technology.

MULTIDEVICE

Access can be via PC or any other device.

ADVANTAGES

INDEPENDENT PLATFORM

Due to its cloud architecture, there is no need to install any software on any device.

IMMEDIATENESS

It allows to work in real time and in offline mode, with automatic update.

All changes are instantly displayed on the scales if the network is online or the changes are on hold until the devices are connected.

SECURITY

Data storage is done in the cloud, so that in the event of a possible breakdown in the scales, all the information is protected.

EASY

There is no need of any configuration on the scale network. All changes can be done on the platform.

MULTISTORE / MULTISYSTEM

Allows access to different shops and systems on the same platform.

MULTI-USER

By means of a protected system of login and permissions you can have different users to manage the scales.



Start

By accessing the URL <https://grupoepelsa.cloud/> you will be able to login with your credentials and access your control panel, from where you can manage your shops, or register as a new user.



Register/Creating a new user

By register you will be able to access Nautilus in the previous screen (Login / Start session).

In the registration process you only have to fill in the data that shown in the following form.

Remember

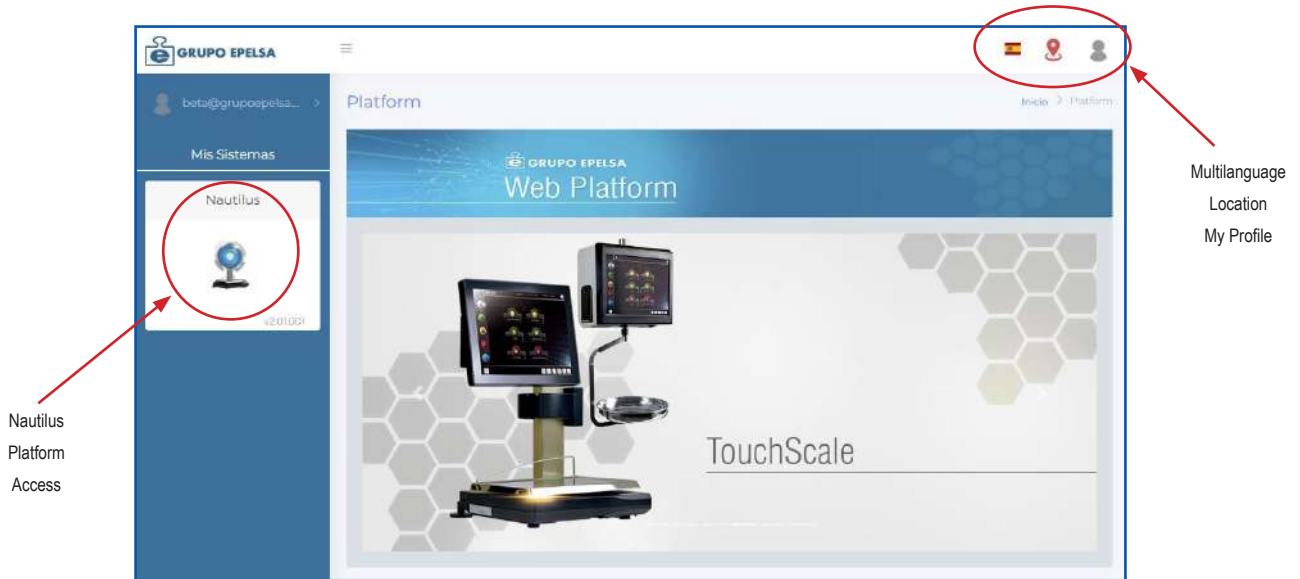
Registration and access to Nautilus is free of charge, however to create shops it is necessary to have an installation code issued by GRUPO EPELSA.

This installation code or annual renewable licence may be acquired through your commercial agent or your sales channel and according to the price list in force.

The image shows a registration form for the Nautilus web platform. The background is blue with a subtle pattern. The form includes the following elements:

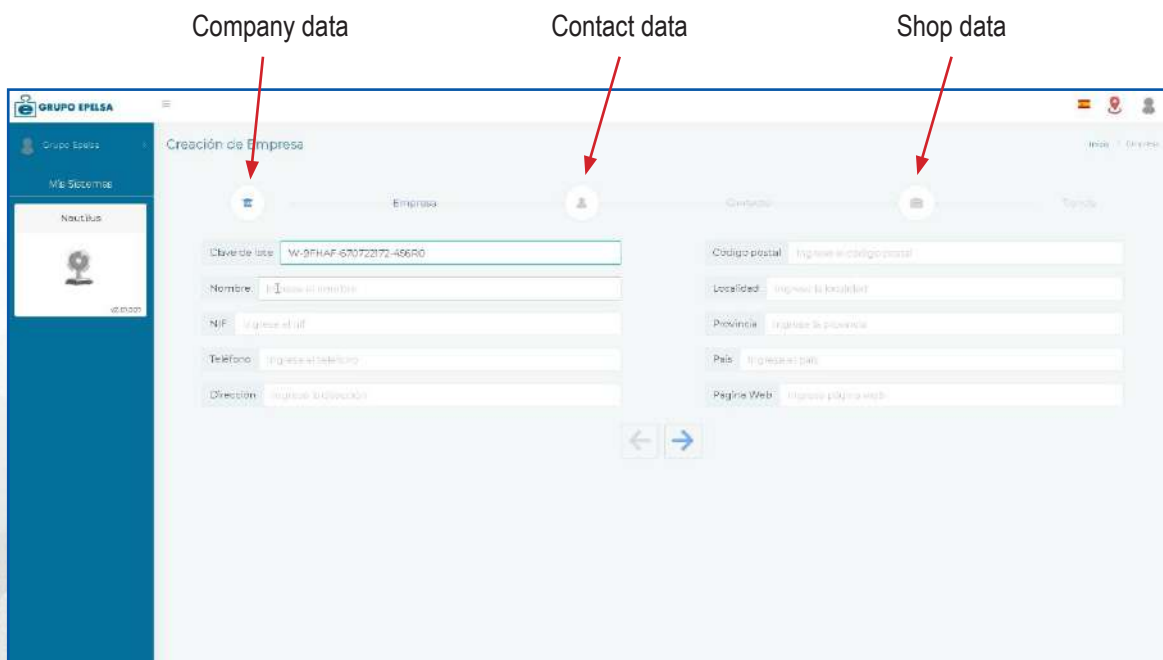
- GRUPO EPELSA logo at the top.
- Input field for 'Grupo'.
- Input field for 'Apellidos'.
- Input field for 'Teléfono'.
- Input field for 'Email'.
- Input field for 'Contraseña'.
- Input field for 'Confirmar Contraseña' with a visibility toggle icon.
- A blue button with a left arrow and the text 'REGISTRARSE'.

Once registered you will be able to access the Nautilus Platform login screen:



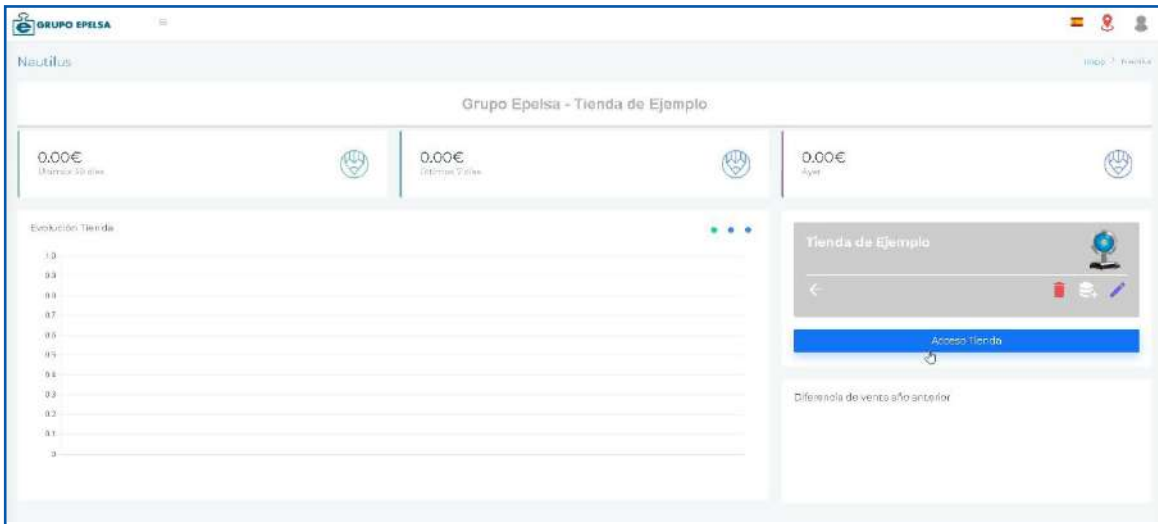
How to create a Company/Shop

To start you will need to create a company by filling in the fields shown step by step:

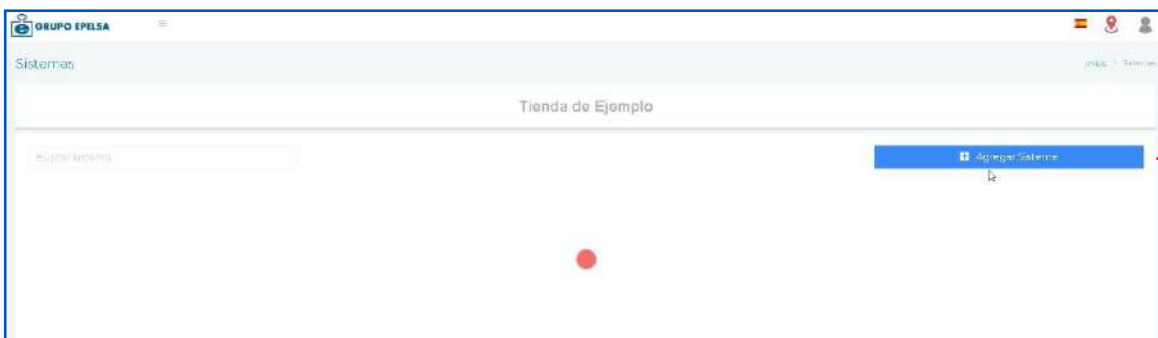


How to set up a shop

Therefore, once you have created a Company / Shop, by clicking on Nautilus you will access to an information panel that shows global data of the shops of your business, from the total sales or the evolution of the data through a graph, to the access to the registered shops and the possibility of creating a new shop.



To do so, click on [Add System](#):



And enter the data requested to add a system into the shop, equipment that will have to be registered by:

- Automatically generated (later you will be able to fill in its serial number and MAC)

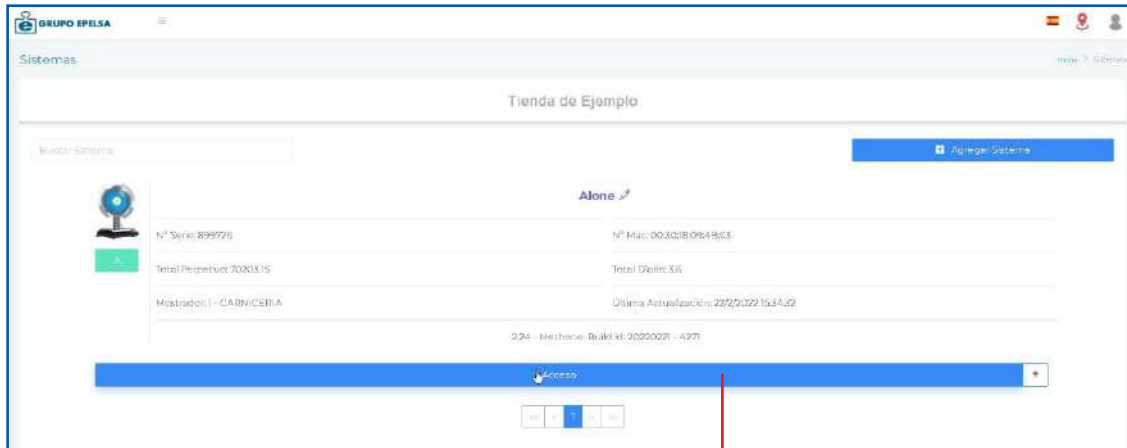
or:

- Serial number of the scale
 - Mac number of the scale (To obtain the Mac Number you can access a video explaining how to find the information requested)



Howtoprogramashop

In this screen we will be able to see the systems connected in the shop and create new ones, [Adding Systems](#) or accessing those already created.

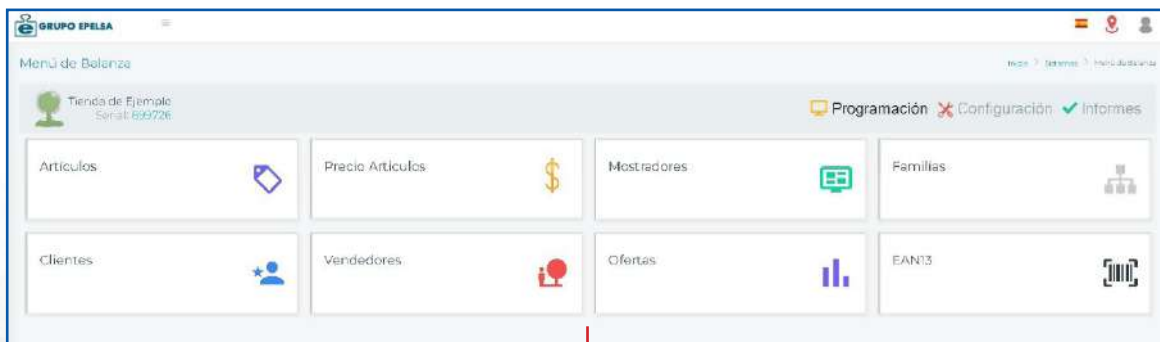


Programing

We will be able to access to different information in the system and edit many of its data in just a few clicks.

1 Shows the identifying serial number of the server scale and the shop to which it belongs.

2 Sales reports are available as well as a configuration screen with more options.



Articles

List of the products stored in the scale that you can search, create, edit, delete, or assign image among others.



Item Prices

You will be able to see the products by name, code and price and you can quickly edit its price.



Counters

Allows you to view, create, edit and delete counters in the shop and assign their families in a simple way.



Families

Allows you to view, create, edit and delete families in order to categorise the products database.



Customers

A list of the customers of your shop, with quick access to the most relevant information displayed in editable files.



Salesmen

List of salesmen (employees) in your shop who have access to the scales.



Offers

You can manage, register, edit, delete offers. We have price lists, periods, prices per section, etc.



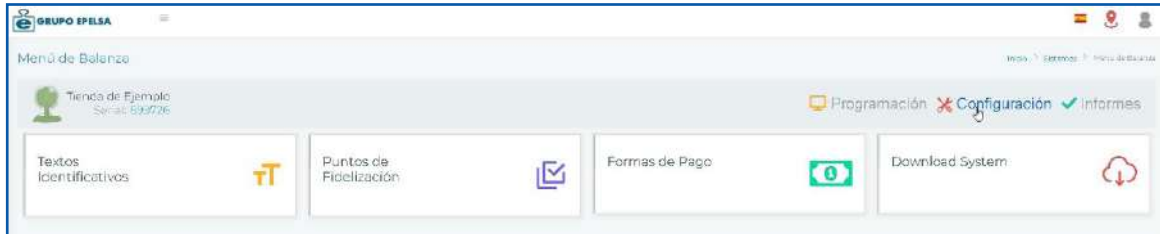
EAN13

You will have the possibility to manage EAN13 codes that can be printed by the scales in all the modes (sales, packaging, self-service & POS).

Settings



It is possible to have more control options through the [Settings](#) space.



Identifying texts

Specify the identifying texts that will appear on tickets and labels among others.



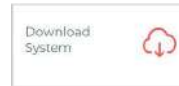
Loyalty points

Specify how are you going to manage your customer loyalty scheme through the loyalty points in the scale.



Payment methods

Specify the payment methods that will be available for your shop (Cash, Check, Credit Card, etc.)



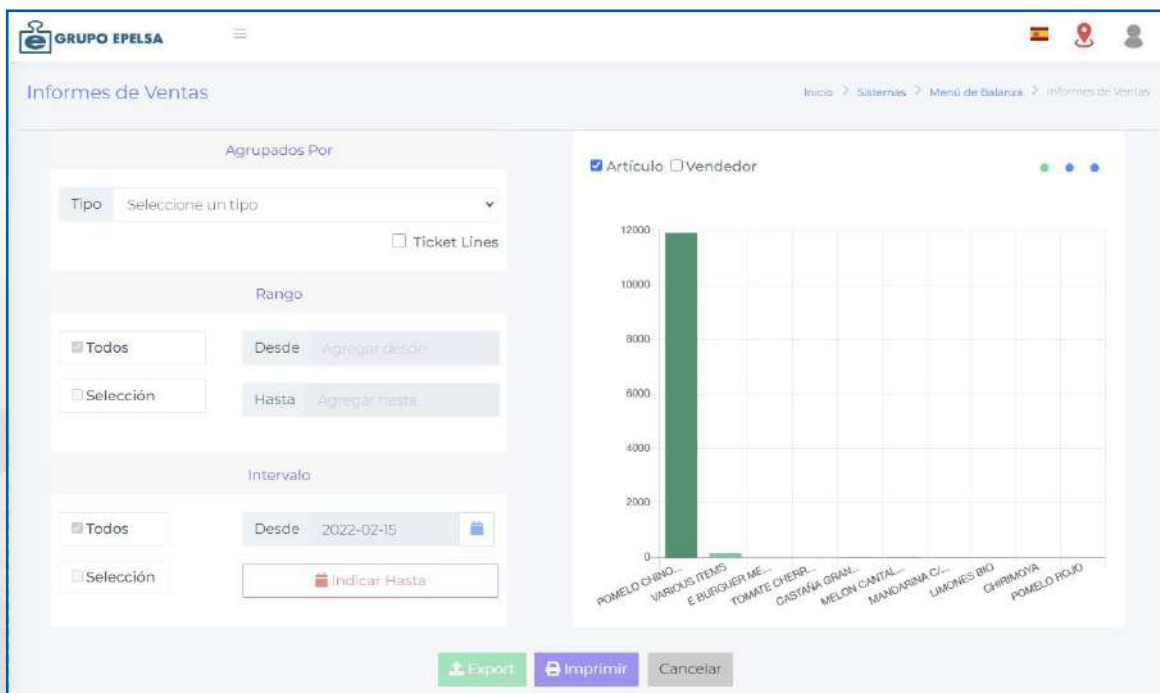
Download System

Download the data stored in the Nautilus platform into the scale.

Salesreports



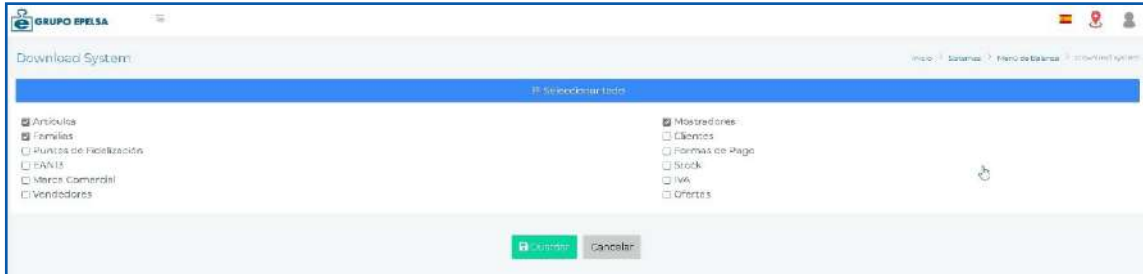
Through Nautilus you can remotely access to the sales of your shops and scales with very detailed information thanks to its graphics and all in real time, including the possibility of exporting the sales in different file formats (xls, csv, json, etc.)



Download of data Nautilus-Scale

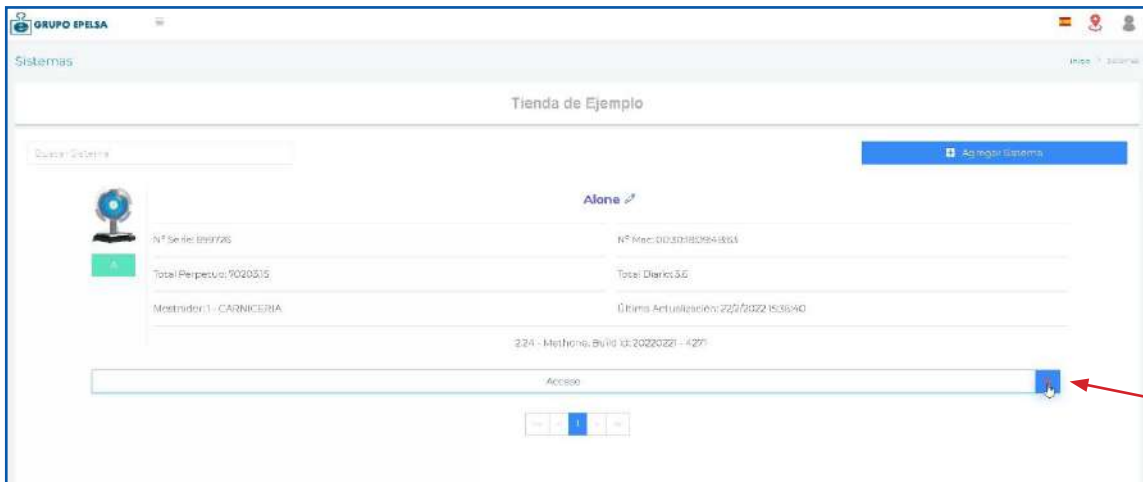


Download the data stored in the Nautilus platform into the scale.



Upload of data Scale - Nautilus

Or upload the data stored on the scale to Nautilus (very useful for the first installation).



An essential tool

Nautilus provides a complete and efficient connection between the scales in your shops and the cloud, achieving a fast and secure access to your business data.

An essential tool for the programming, configuration and monitoring of your installations data, with the advantage of being scalable and expandable with the guarantee of Grupo Epelsa.



NAUTILUS

QUICK GUIDE